



Yorkville MLP Core Income Strategy

Performance Tables

Period Ending September 30, 2016	Strategy		Benchmarks	
	Gross	Net	Alerian MLP	S&P 500
1 Year	17.1%	14.4%	12.7%	15.5%
3 Year	-0.4%	-2.0%	-4.8%	11.2%
5 Year	13.2%	10.9%	5.0%	16.4%
Since Inception*	11.9%	9.6%	11.0%	6.6%

* Inception Date: January 1, 2002

Strategy Fundamentals As of September 30, 2016

Average Yield	6.6%
Average Distribution Growth Rate	6.3%
Average Market Capitalization	\$7,504
Coverage Ratio	0.95x
Median Leverage	6.3x

Risk Characteristics

Correlation (Alerian MLP)	0.84
Correlation (S&P 500)	0.56
Standard Deviation	18.5%

Source: Yorkville Capital Management, LLC, Bloomberg

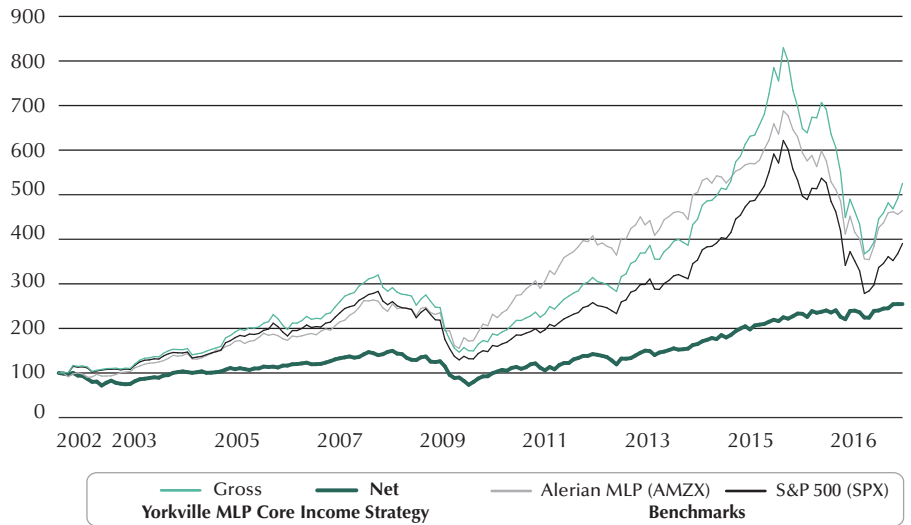


Strategy Description/Objectives

The Yorkville MLP Core Income Strategy (the “Strategy”) is one of the oldest MLP strategies in existence. It invests primarily in essential U.S. energy infrastructure. The strategy’s investment objective is to deliver stable income, growing distributions and capital appreciation.

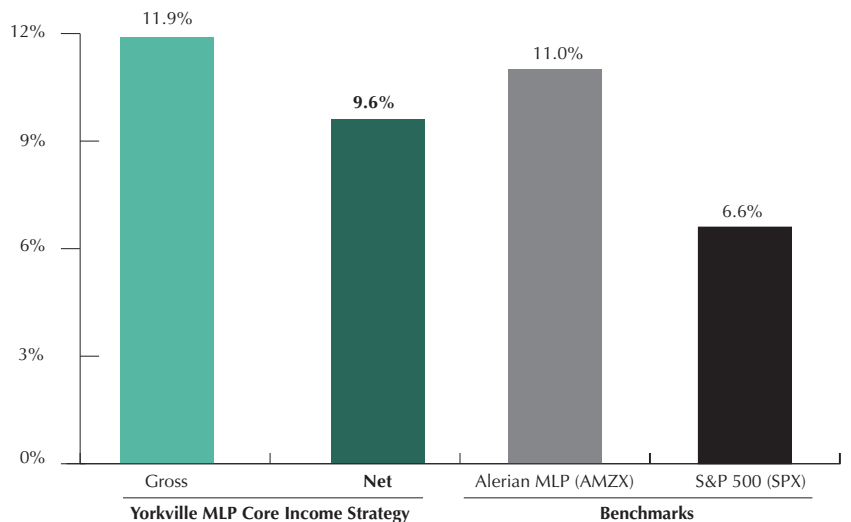
Yorkville’s fundamental approach aims to select MLPs with (i) a low probability of cutting distributions, (ii) clearly identifiable catalysts for future distribution growth and (iii) price appreciation. The strategy is designed to produce best-in-class total returns.

Strategy Total Return Comparison ITD Ending September 30, 2016



Source: Yorkville Capital Management, LLC, Bloomberg

Annualized Total Returns



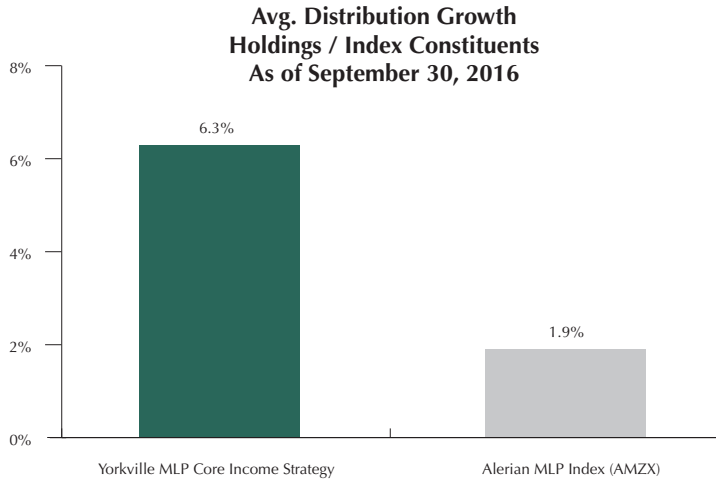
Source: Yorkville Capital Management, LLC, Bloomberg

Past Performance is not indicative of future returns.



Yorkville MLP Core Income Strategy

Year-over-Year Distribution Growth



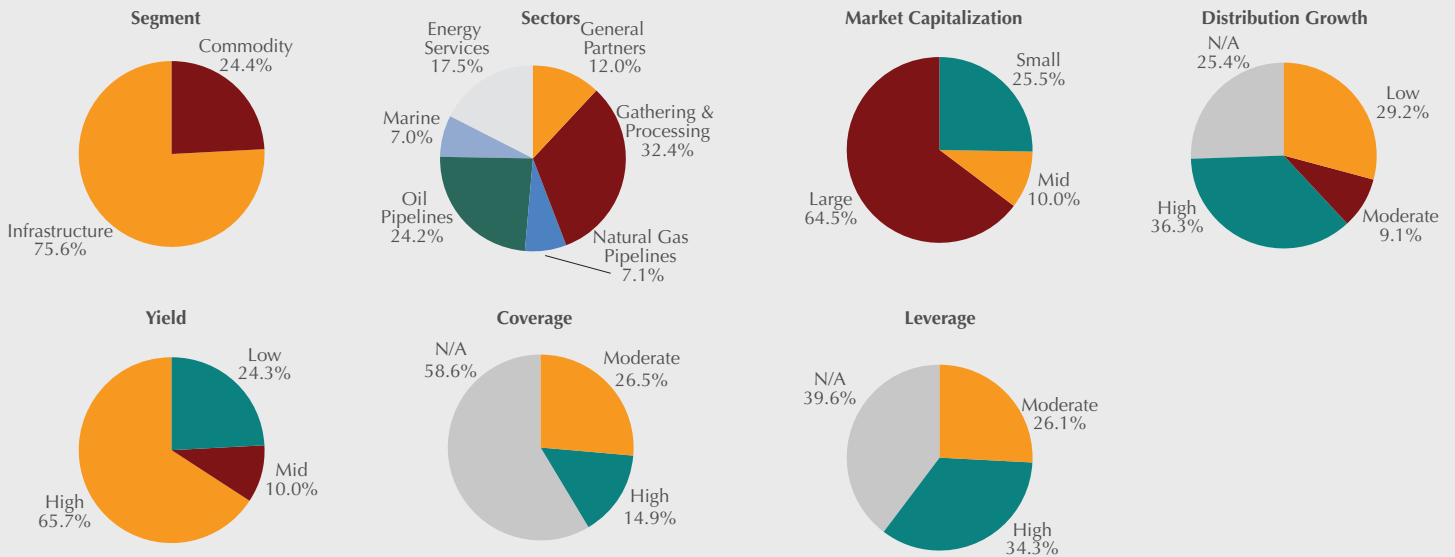
Importance of Distribution Growth

1. Hedge against inflation
2. Protection against rising interest rates
3. Greater income security
4. Higher total returns

Source: Yorkville Capital Management, LLC, Bloomberg

Above Distribution Growth Data based on 3Q16 distributions. Excludes companies with no current payout and/or less than 1-year of distribution history.

Seven Risk Silos



The seven risk silos are representative characteristics of the Yorkville MLP Core Income Strategy. The sectors classification is a proprietary Yorkville classification.

About Yorkville Capital Management LLC

Yorkville Capital Management LLC claims compliance with the Global Investment Performance Standards (GIPS) and is a Registered Investment Advisor (RIA) built to meet the growth in demand for income-generating investment strategies. The portfolio management team has been researching and investing in MLPs approximately since the inception of the asset class. This has led to a deep understanding of the MLP asset class and the factors driving its growth. The firm's unique combination of research and investment experience informs the practices employed across all Yorkville MLP investment solutions including: rules based indexes, separately managed accounts and other bespoke solutions.

Disclaimers

Net-of-fees returns are calculated by deducting the highest fee of 1.00% from the monthly gross composite return. The fee schedule is as follows: 1.00% management fee and 10% performance fee above 10% hurdle.

For a presentation contact Yorkville Capital Management, LLC at (212) 755-1970 or info@yorkvillecapital.com.

* MLP Core Income Strategy contains fully discretionary equity accounts. The composite invests primarily in Master Limited Partnerships (MLPs). The investment objective of the strategy is to deliver stable income, growing distribution, and capital appreciation. The inception of the composite is January 17, 2007. Performance presented prior to January 17, 2007 occurred while the Portfolio Manager was affiliated with a prior firm and the Portfolio Manager was the only individual responsible for selecting and trading the securities.